



Row row row the boat

Row, row, row the boat
Gently down the stream
Merrily, merrily, merrily, merrily
Life is but a dream




Row, row, row the boat
Gently down the stream
If you see a crocodile
Don't forget to scream!



Row, row, row the boat
Gently up the creek
If you see a little mouse
Don't forget to squeak!

Row, row, row the boat
Gently to the shore
If you see a lion
Don't forget to roar!



Suggested activities for 'Row row row the boat'

- ♦ Continue the song, adding more animals and actions as you go e.g. paddling, sailing
- ♦ Make animal puppets to use for each verse
- ♦ Make a pretend boat with chairs
- ♦ Use a blue scarf for water and talk about the fish you might see
- ♦ Parachute games for the sea
- ♦ Talk about different sea creatures
- ♦ Make little boats to float in water
- ♦ See what floats and what sinks in water with different objects e.g. bananas, balls
- ♦ Use different transport e.g. drive drive drive the car or fly fly fly the plane
- ♦ Other songs for transport: 'Wheels on the bus'
- ♦ Hide animals around the room and tick them off on a lotto card as the children find them.
- ♦ Walk to a stream and see what you can find e.g. flowers, boats (or do this inside with a pretend stream)
- ♦ Watch a Youtube video about rivers and streams
- ♦ Take some photographs of real streams and animals
- ♦ Vary your voice e.g. shouting, whispering, screaming, singing
- ♦ Talk about the animals in the song and where you might find them in the world/on a map



Extra vocabulary linking with 'Row row row the boat'

Other transport

Boats

Buses

Cars

Vans

Aeroplanes

Trains

Helicopter

Bicycles

Roller skates

Skateboards

Horses

Other adverbs

Gently

Slowly

Quickly

Loudly

Quietly

Describing words for rivers/streams

Wet

Narrow

Winding

Wide

Bendy

Rapid

Calm


Things you might see at a river/ stream

Bridge

Boat

Animals e.g. frogs, tadpoles, insects,
fish

Flowers and plants




If you're happy and you know it

If you're happy and you know it, clap your hands (clap clap)
 If you're happy and you know it, clap your hands (clap clap)
 If you're happy and you know it, and you really want to show it
 If you're happy and you know it, clap your hands. (clap clap)

If you're happy and you know it, stomp your feet (stomp stomp)
 If you're happy and you know it, stomp your feet (stomp stomp)
 If you're happy and you know it, and you really want to show it
 If you're happy and you know it, stomp your feet. (stomp stomp)

If you're happy and you know it, shout "Hurray!" (hoo-ray!)
 If you're happy and you know it, shout "Hurray!" (hoo-ray!)
 If you're happy and you know it, and you really want to show it
 If you're happy and you know it, shout "Hurray!" (hoo-ray!)



If you're happy and you know it, do all three
 (clap-clap, stomp-stomp, hoo-ray!)
 If you're happy and you know it, do all three
 (clap-clap, stomp-stomp, hoo-ray!)
 If you're happy and you know it, and you really want to show it
 If you're happy and you know it, do all three.
 (clap-clap, stomp-stomp, hoo-ray!)



Suggested activities for 'If you're happy and you know it'

- ♦ Carry on the song, adding different actions as you go
- ♦ Make a class book called "Things to Be Happy About." Each child contributes a page by drawing or writing something that makes them happy.
- ♦ Practice making silly faces in the mirror, can you do a sad face or a surprised face?
- ♦ Are there other songs to do with being happy that you can think of?
- ♦ Decorating biscuits to look like faces
- ♦ Faces puzzles
- ♦ Children's happy faces - cut a photograph into two or three pieces and fit back together
- ♦ Use signing for emotions
- ♦ Find out about other songs that make children happy
- ♦ Act out feeling sad, angry etc.
- ♦ Feelings books
- ♦ Make faces from playdough
- ♦ Find stories that make you sad
- ♦ Talk about opposites happy/sad,
- ♦ Make masks to show different emotions
- ♦ Use mirrors to practice facial expressions
- ♦ Change the words to include animals e.g. 'if you're a monkey in a tree say ooh eeh'
- ♦ Make a photo book of happy things/ experiences/people or drawings for older children
- ♦ 'Happy' pop songs
- ♦ Makaton signs for different emotions
- ♦ Self portraits
- ♦ What makes you happy and sad?



Extra vocabulary linking with 'If you're happy and you know it'

Other actions

Wave

Jump

Spin

Nod

Touch

Whisper

Animal actions

Hop

Stomp

Words that mean 'happy'

Joyful

Ecstatic

Content

Secure

Pleased

Cheerful

Merry

Jolly

Delighted

Glee

Happy actions

Smile

Bounce

Dance

Clap

Boing

Grin

Cheer

Giggle

Laugh

Other emotions

Sad

Cross

Excited

Scared

Nervous

Embarrassed


Shy

Hungry

Angry

Thirsty

Worried






Little Peter Rabbit



Little Peter rabbit had a fly upon his nose
Little Peter rabbit had a fly upon his nose
Little Peter rabbit had a fly upon his nose
So he flipped and he flopped it and the fly
flew away.


Floppy ears and curly whiskers
Floppy ears and curly whiskers
Floppy ears and curly whiskers
So he flipped and he flopped it and the fly
flew away.

Clever, clever Peter rabbit
Clever, clever Peter rabbit
Clever, clever Peter rabbit
So he flipped and he flopped it and the fly
flew away.



Suggested activities for 'Little Peter Rabbit'

- ♦ Read Peter Rabbit books
 - ♦ Read other books about animals e.g. 'We're going on a bear hunt'
 - ♦ Use a toy rabbit to pet in a circle
 - ♦ Visit a farm with rabbits to look at
 - ♦ Talk about rabbit's favourite food—carrots!
 - ♦ Watch a video on Youtube about how rabbits move and practice with the children
 - ♦ Make sock rabbits with floppy ears—use socks, rice, elastic bands to make the body and head, and decorate!
 - ♦ Other songs about animals e.g.
'Old McDonald'
'Three little speckled frogs'
'Cow jumped over the moon'
- ♦ 'Baa baa black sheep'
 - ♦ 'Sleeping bunnies'
 - ♦ Story sack
 - ♦ Paint some rabbits and decorate with glitter, stickers and cotton wool
 - ♦ Sensory pack e.g. cotton wool for the tail, felt for the fur, button for nose, string for whiskers
 - ♦ Practice sounds e.g. Jolly phonics 'f' sound is a rabbit with his big teeth
 - ♦ Put some paper flies on a string for children to push out the way during the song
 - ♦ Dress up as rabbits or other animals
 - ♦ Make rabbit ears and noses for the children to wear
 - ♦ Flip and Flop the fly from different parts of the rabbit e.g. ears, tail, nose.



Extra vocabulary linking with 'Little Peter Rabbit'

Other animals in the woods

Fox
Badger
Deer
Mouse
Owl
Hedgehog
Squirrel
Frog

Other insects

Flies
Bees
Butterfly
Ladybird
Snails
Daddy long legs
Moth
Spider
Beetle
Cricket/grass hopper

Actions for rabbits


Digging
Jumping
Hopping
Burrowing
Nibbling

Cleaning ears /nose

Thumping

Words to describe rabbits

Fluffy
Warm
Cuddly
Cute
Floppy ears
Big feet





Jelly on a plate




Jelly on a plate, jelly on a plate
Wibble wobble, wibble wobble, jelly on a plate
Jelly on a plate, jelly on a plate
Wibble wobble, wibble wobble, jelly on a plate

Sausage in a pan, sausage in a pan
Sizzle sozzle, sizzle sozzle, sizzle sozzle bang!
Sausage in a pan, sausage in a pan
Sizzle sozzle, sizzle sozzle, sizzle sozzle bang!

Noodles on a fork, noodles on a fork
Twirly wirly, twirly wirly, noodles on a fork
Noodles on a fork, noodles on a fork
Twirly wirly, twirly wirly, noodles on a fork


Popcorn in a pot, popcorn in a pot
Popping popping, never stopping, popcorn in a
pot
Popcorn in a pot, popcorn in a pot
Popping popping, never stopping, popcorn in a
pot

Honey on a spoon, honey on a spoon
Runny honey, runny honey, honey on a spoon
Honey on a spoon, honey on a spoon
Runny honey, runny honey, honey on a spoon



Suggested activities for 'Jelly on a plate'

- ♦ Carry on the song, adding different verses (e.g. sausages, noodles, popcorn, honey, and anything else you can think of!)
- ♦ Link to the story 'The Tiger who came to tea' and act out giving him different foods
- ♦ Make jelly together—lots of different colours, add fruit or other objects to look at, different shaped moulds.
- ♦ Sing other songs to do with food and drink e.g.
'Polly put the kettle on'
'Little Miss Muffet'
- ♦ Play with other foods e.g. porridge oats
- ♦ Junk model a bus for the children to sit in
- ♦ Links with other characters e.g. Mr Men—Mr Jelly/ Mr Greedy.
- ♦ What else wobbles e.g. body parts to wobble wobble
- ♦ Other body movements for each words e.g. waving arms for sizzling, jumping up and down for popping
- ♦ Home corner to pretend to cook and serve food



Extra vocabulary linking with 'Jelly on a plate'

Jelly flavours

Strawberry

Lime

Raspberry

Blackcurrant

Lemon

Orange

Words to describe jelly

Wobbly

Slippery

Slimy

Shiny

Bouncy

Clear

Smooth

Squishy

Body actions

Shaking

Jumping

Wriggling

Crawling

Walking

Running

Hopping

Stomping

Tip toeing

Clapping

Other types of food

Sausages

Popcorn

Noodles

Chocolate

Cereal/oats—rice crispies and 'snap, crackle, pop'

Marshmallows

Carrots

Different utensils

Forks

Knife

Spoon

Plate

Cup


Whisk

Pan

Pots

Colander

Blender





Heads, shoulders, knees and toes



Head, shoulders, knees and
toes

Knees and toes

Head, shoulders, knees and
toes

Knees and toes

And eyes and ears

And mouth and nose

Head, shoulders, knees and
toes

Knees and toes



Suggested activities for 'Heads, shoulders, knees and toes'

- ♦ Carry on the song, adding different body parts to put in and out as you go e.g. back, tummy, elbow, little finger, legs, lips, tummy, chin
- ♦ See if you can find a story about body parts or actions and read it together
- ♦ Print out a paper skeleton and use paper fasteners to join the pieces together, get the children to move parts of their body and mirror their actions with the skeleton
- ♦ Are there any other songs that include body parts that you can think of? E.g:
'Hokey Cokey'
'Here we go round the mulberry bush'
- ♦ Funnybones story
- ♦ Stretching activities or baby yoga
- ♦ Wash the dolls and talk about body parts and hygiene
- ♦ Sing the song in front of a big mirror
- ♦ Other ways to move e.g. bend, stretch, wave, wriggle, slide, boing...
- ♦ Act out the song with small world characters
- ♦ See how slow you can sing it—slow motion actions



**Extra vocabulary linking with
'Heads, shoulders, knees and
toes'**

Stretch

Bend

Shimmy

Brush

Dry

Shake

Blink

Clap

Turn

Dance

Exercise

Other body parts

Elbow

Hips

Hands

Fingers

Thumbs

Eyebrows

Feet

Ankles

Legs

Lips

Tummy

Chin

Words to describe our bodies

Tall

Short

Narrow

Wide

Long

Beautiful

Unique

Actions to do with body parts

Wash

Wiggle

Stamp

