





Old MacDonald had a farm





Old MacDonald had a farm e-i, e-i-o
And on that farm he had a duck e-i, e-i-o
With a quack quack here and a quack quack there
Here a quack, there a quack, everywhere a quack quack
Old MacDonald had a farm, e-i, e-i-o.




Old MacDonald had a farm e-i, e-i-o
And on that farm he had a cow e-i, e-i-o
With a moo moo here and a moo moo there
Here a moo, there a moo, everywhere a moo moo
MacDonald had a farm e-i, e-i-o.



Old MacDonald had a farm e-i, e-i-o
And on that farm he had a dog e-i, e-i-o
With a woof woof here and a woof woof there
Here a woof, there a woof, everywhere a woof woof
Old MacDonald had a farm e-i, e-i-o.




Old MacDonald had a farm e-i, e-i-o
And on that farm he had a pig e-i, e-i-o
With an oink oink here and an oink oink there
Here an oink, there an oink, everywhere an oink oink
Old MacDonald had a farm e-i, e-i-o .



Suggested activities for 'Old Macdonald'

- ♦ Continue the song, adding more animals as you go, make as many animal noises as you can think of
- ♦ Make animal puppets by using wooden spoons/lolly pop sticks and sticking pictures of animals to them to act out the song
- ♦ Discuss movements that go with each animal, try waddling like a duck or leaping like a frog
- ♦ See if you can find a story about a farm and read it together
- ♦ Play with toy farm animals in the mud
- ♦ Are there other songs to do with farms or animals that you can think of? Three little ducks, Horsey Horsey, The farmer's in the den, Cow in the kitchen, Tiny Tim, 1 2 3 4 5, Dingle Dangle Scarecrow
- ♦ Create a feely bag full of animals to pull out and talk about each one
- ♦ Hide animals around the room and tick them off on a lotto card as the children find them.
- ♦ Cooking animal biscuits (using cutters)
- ♦ A visit to a farm, or talk about/read a story about going to a farm
- ♦ Take some photographs of real animals to use during the song
- ♦ Listen to Old MacDonald in some different languages on YouTube
- ♦ Use animals in a numbers/matching/sorting activity
- ♦ Talk about where milk and eggs comes from. Look at raw and cooked eggs and the shells.
- ♦ Talk about baby animal names. Pair adult and baby animals.
- ♦ Use iPad or computer to look for pictures of animals and farm machinery
- ♦ Talk about similarities and differences of animals e.g. furry, four legs, tail, lives in a field...
- ♦ Old MacDonald had a zoo/an aquarium/a pet-shop!
- ♦ Learn some Makaton signs for animals
- ♦ Talk about growing crops on the farm
- ♦ Plant some seeds and taste/smell some different growing things e.g. herbs/lettuce/cress
- ♦ Use toy animals in a sensory tray - combine with sand or mud
- ♦ Talk about pets at home
- ♦ Animal treasure basket
- ♦ Make animal prints or footprints with paint
- ♦ Make animal masks
- ♦ Animal sound lotto
- ♦ Use hay in a builders tray with boxes to make barns for animals/tractors
- ♦ Dressing up as animals—use tabards, masks, tails, masks



Extra vocabulary linking with 'Old Macdonald'

Other animals

Chicken
Goat
Sheep
Horse
Cow
Duck
Pig
Dog
Donkey
Cat
Cockerel
Hen
Alpaca
Ostrich
Llama
Goose

Farm Actions

Milking
Sowing (seeds)
Feeding
Harvesting
Digging
Washing
Cleaning
Sweeping
Stroking

Items on a farm

Tractor

Stable
Barn
Farmer
Pigsty
Fruit & veg
Eggs
Pen
Wheat
Gate
Truck
Food
Milk
Straw
Manure
Feed
Combine harvester
Digger
Scarecrow

Baby animal names

Piglet
Lamb
Foil
Calf
Duckling
Chicks
Puppy
Kitten
Kid
Gosling


Parts of animals

Tail
Trotters

Hoof
Beak
Feathers

Textures

Soft
Fluffy
Rough
Slippy
Shiny
...





Five Currant Buns



FIVE currant buns in a baker's shop,
Round and fat with a cherry on top.
Along came a boy with a penny one day,
Bought a currant bun and took it away.



FOUR currant buns in a baker's shop,
Round and fat with a cherry on top.
Along came a girl with a penny one day,
Bought a currant bun and took it away.



THREE currant buns in a baker's shop,
Round and fat with a cherry on top.
Along came a boy with a penny one day,
Bought a currant bun and took it away.



TWO currant buns in a baker's shop,
Round and fat with a cherry on top.
Along came a girl with a penny one day,
Bought a currant bun and took it away.



ONE currant bun in a baker's shop,
Round and fat with a cherry on top.
Along came a boy with a penny one day,
Bought a currant bun and took it away.



Suggested activities for 'Five Currant Buns'

- ♦ Add specific children's names in place of 'boy' or 'girl'
- ♦ Visit a bakers shop
- ♦ Watch a video on Youtube about how to bake buns/bread
- ♦ See if you can find a story about a baker and read it together
- ♦ Make currant buns, either for real or from play dough
- ♦ Set up a 'bakery' in the home corner and the children can pretend to sell each other currant buns
- ♦ Are there other songs to do with baking or food that you can think of?
Jelly on a plate,
- ♦ Matching numbers/quantities with numbered buns and currants
- ♦ Make some pretend coins—coin rubbing
- ♦ Visit an ice-cream shop
- ♦ Vary the toppings on the buns (cherry, sugar, icing, chocolate...)
- ♦ Mixing ingredients—talk about amounts
- ♦ Make your own dough—wait for it to rise
- ♦ Flour and water in the sensory tray
- ♦ Sieves in sand—scoops and jugs
- ♦ Pretend shop with pretend money
- ♦ Story sack
- ♦ Dress up as a baker
- ♦ Decorate paper headbands to look like cakes
- ♦ Collect paper bags or cups from a local bakery for pretend play
- ♦ Act out the song at snack-time with each child coming to 'buy' a snack
- ♦ Decorate biscuits with raisins and cherries
- ♦ Create patterns on a bun
- ♦ Make props to support the song and attach to sticks to hold them up
- ♦ Design a 'song sack' (like a story sack)



Extra vocabulary linking with 'Five Currant Buns

Other things in a bakers shop

Cakes
Bread
Biscuits
Pastries
Gingerbread men
Flour
Water
Butter
Spices
Currants
Sausage rolls

Baking Actions

Mixing
Stirring
Measuring
Icing
Pouring
Sieving
Kneading
Rolling
Cutting
Slicing
Patting
Twisting
Pulling

Baking instruments

Oven
Thermometer

Whisk
Scales
Bowl
Wooden spoon
Jug
Rolling pin
Cutters
Aprons
Sieve
Tray

Words to describe buns

Sticky
Squidgy
Sweet
Tasty
Round
Shiny
Yummy
Messy
Goosey
Delicious
Warm





The Wheels on the Bus



The wheels on the bus go round and round,
Round and round, round and round.

The wheels on the bus go round and round,
All day long!

The bell on the bus goes 'Ding, ding, ding!
Ding, ding, ding...ding, ding, ding!'

The bell on the bus goes 'Ding, ding, ding!'
All day long!


The wipers on the bus go 'Swish, swish, swish,
Swish, swish, swish...swish, swish, swish!'

The wipers on the bus go 'Swish, swish, swish!'
All day long!

The driver on the bus says, 'Any more fares?,
Any more fares? Any more fares?'


The driver on the bus says, 'Any more fares?'
All day long!

The people on the bus go up and down,
Up and down, up and down,
The people on the bus go up and down
All day long!



Suggested activities for 'Wheels on the bus'

- ♦ Carry on the song, adding different verses (e.g. the baby on the bus goes 'ga ga ga') and actions
- ♦ See if you can find a story about a bus and read it together
- ♦ Draw and paint pictures of buses
- ♦ Role play going on the bus by setting up chairs, children can take turns being the driver.
- ♦ Role play other characters getting on to the bus
- ♦ Are there other songs to do with transport that you can think of?
- ♦ Take the bus outside - use chairs and benches to make a bus
- ♦ Add instruments to the song e.g. 'the shaker on the bus goes...'
- ♦ Other songs about transport e.g. 'twinkle twinkle traffic lights'
- ♦ Use children's names in the song
- ♦ Add animals on to the bus 'the dog on the bus goes woof, woof, woof...'
- ♦ How many people are on the bus?
- ♦ Talk about who goes on the bus that the children know. Where do they go?
- ♦ Mark-making with toy buses in malleable play, making wheel marks
- ♦ Make some real life props e.g. bus tickets
- ♦ Junk model a bus for the children to sit in
- ♦ Links with other characters e.g. Thomas the Tank Engine / Blaze / Paw patrol
- ♦ Look for different transport out and about.
- ♦ Imaginative story e.g. the train is going to London town
- ♦ Go for a bus ride
- ♦ Find out how to say 'bus' in different children's home languages
- ♦ Use 'mini-me' photographs to add children on to a toy bus.
- ♦ Use dice to decide how many children get on and off the bus.
- ♦ Sorting game with transport (where does each thing travel air/water/road/tracks)
- ♦ Make a mini bus from an ice-cube tray or an egg box, putting small world figures in the 'seats'
- ♦ Take turns to be the 'driver' with a hat on.
- ♦ Laminate a bus picture and cut out children's faces to ride the bus



Extra vocabulary linking with 'Wheels on the bus'

Other parts of a bus

Seats
Lights
Wipers
Doors
Brakes
Engine
Stairs
Bell
Mirror
Ticket machine
Horn
Numbers
Windows
Hand rail
Steering wheel

Words to describe a bus

Full / empty
Red/green
Long
Open top

Noisy
Red
Big
Busy
Double-decker


Bus actions

Waiting
Talking
Watching
Sitting
Driving
Paying
Slowing down
Speeding up
Stopping
Fast
Beep beep
Brum brum

Other types of transport

Aeroplane
Helicopter
Glider
Train
Steam train
High speed train
Boat

Ship
Ferry
Barge
Car
Bicycle
Van
Lorry
Spaceship
Rocket
Horse
Skates
Motorbike
Ambulance
Fire engine
Police car




If you're happy and you know it, clap your hands (clap clap)
 If you're happy and you know it, clap your hands (clap clap)
 If you're happy and you know it, and you really want to show it
 If you're happy and you know it, clap your hands. (clap clap)

If you're happy and you know it, stomp your feet (stomp stomp)
 If you're happy and you know it, stomp your feet (stomp stomp)
 If you're happy and you know it, and you really want to show it
 If you're happy and you know it, stomp your feet. (stomp stomp)

If you're happy and you know it, shout "Hurray!" (hoo-ray!)
 If you're happy and you know it, shout "Hurray!" (hoo-ray!)
 If you're happy and you know it, and you really want to show it
 If you're happy and you know it, shout "Hurray!" (hoo-ray!)




If you're happy and you know it, do all three
 (clap-clap, stomp-stomp, hoo-ray!)
 If you're happy and you know it, do all three
 (clap-clap, stomp-stomp, hoo-ray!)
 If you're happy and you know it, and you really want to show it
 If you're happy and you know it, do all three.
 (clap-clap, stomp-stomp, hoo-ray!)



Suggested activities for 'If you're happy and you know it'

- ♦ Carry on the song, adding different actions as you go
- ♦ Make a class book called "Things to Be Happy About." Each child contributes a page by drawing or writing something that makes them happy.
- ♦ Practice making silly faces in the mirror, can you do a sad face or a surprised face?
- ♦ Are there other songs to do with being happy that you can think of?
- ♦ Decorating biscuits to look like faces
- ♦ Faces puzzles
- ♦ Children's happy faces - cut a photograph into two or three pieces and fit back together
- ♦ Use signing for emotions
- ♦ Find out about other songs that make children happy
- ♦ Act out feeling sad, angry etc.
- ♦ Feelings books
- ♦ Make faces from playdough
- ♦ Find stories that make you sad
- ♦ Talk about opposites happy/sad,
- ♦ Make masks to show different emotions
- ♦ Use mirrors to practice facial expressions
- ♦ Change the words to include animals e.g. 'if you're a monkey in a tree say ooh eeh'
- ♦ Make a photo book of happy things/ experiences/people or drawings for older children
- ♦ 'Happy' pop songs
- ♦ Makaton signs for different emotions
- ♦ Self portraits
- ♦ What makes you happy and sad?



Extra vocabulary linking with 'If you're happy and you know it'

Other actions

Wave

Jump

Spin

Nod

Touch

Whisper

Animal actions

Hop

Stomp

Words that mean 'happy'

Joyful

Ecstatic

Content

Secure

Pleased

Cheerful

Merry

Jolly

Delighted

Glee

Happy actions

Smile

Bounce

Dance

Clap

Boing

Grin

Cheer

Giggle

Laugh

Other emotions

Sad

Cross

Excited

Scared

Nervous

Embarrassed


Shy

Hungry

Angry

Thirsty

Worried





Hokey Cokey

You put your right hand in
Your right hand out
In, out, in, out
Shake it all about.
You do the hokey-cokey
And you turn around.
That's what it's all about.

Chorus

Whoa, the hokey-cokey
Whoa, the hokey-cokey
Whoa, the hokey-cokey
Knees bent, arms stretched, rah, rah, rah!

(Chorus)

You put your left hand in
Your left hand out
In, out, in, out
Shake it all about.
You do the hokey-cokey
And you turn around.
That's what it's all about.

(Chorus)

You put your right foot in
Your right foot out
In, out, in, out
Shake it all about.
You do the hokey-cokey
And you turn around.
That's what it's all about.

(Chorus)

You put your left foot in
Your left foot out
In, out, in, out
Shake it all about.
You do the hokey-cokey
And you turn around.
That's what it's all about.



Suggested activities for

'Hokey Cokey'

- ♦ Carry on the song, adding different body parts to put in and out as you go e.g. back, tummy, elbow, little finger...
- ♦ Change the 'whoa' to another sound e.g. 'weeee' or 'ooooh' or 'mmmmm'
- ♦ See if you can find a story about body parts or actions and read it together
- ♦ Use shapes or colours instead of right/left body parts
- ♦ Print out a paper skeleton and use paper fasteners to join the pieces together, get the children to move parts of their body and mirror their actions with the skeleton
- ♦ Are there any other songs that include body parts that you can think of?
Heads, shoulders, knees and toes,
Here we go round the mulberry bush,
- ♦ Funnybones story
- ♦ Stretching activities or baby yoga
- ♦ Wash the dolls and talk about body parts and hygiene
- ♦ Sing the song in front of a big mirror
- ♦ Use a teddy as a prop to put 'in and out'
- ♦ Simple items of clothing to put 'in' and 'out' e.g. hat and scarf
- ♦ Other ways to move e.g. bend, stretch, wave, wriggle, slide, boing...
- ♦ Draw a large chalk circle on the floor and use it as the 'in' area for the children to stand around. Or you could draw a smaller circle each.
- ♦ Each child holds a floaty scarf and

uses it to put 'in' and 'out'

- ♦ Act out the song with small world characters
- ♦ Make a shaker from old yoghurt pots and rice/lentils
- ♦ Hold a shaker for the 'shake it all about' line.



Extra vocabulary linking with 'Hokey Cokey'

Other actions

Wave

Jump

Other body parts

Shoulders

Elbow

Knees

Hips

Whole self

Fingers

Toes

Eyes

Eyebrows

Shoulders

Feet

Ankles

Head

Words to describe our bodies

Tall

Short

Narrow

Wide

Long

Beautiful

Unique

Actions to do with body parts

Wash

Wiggle

Stamp

Stretch

Bend

Shimmy

Brush

Dry

Shake

Blink

Clap

Turn

Dance

Exercise

Other concepts

Up / down

Forward / Back

In

Out

Under

Over

Left

Right

